


**Welcome to the University of North Texas Retirement Plans!** Start investing in your future – and yourself – today. The Plans offer Fidelity Investments®, TIAA, Voya, and Corebridge as retirement service providers. You will enroll through this site regardless of the provider you choose for your contributions. You may choose to elect Fidelity, TIAA, Voya, or Corebridge or any combination of the four, for investment of your contributions. Follow the instructions below to choose your contribution amounts and your investment options. You will be directed to the TIAA, Voya, or Corebridge web site to make investment elections for your TIAA, Voya, or Corebridge contributions, if applicable.

**Follow these Steps to Enroll in your University of North Texas Retirement Plan!**

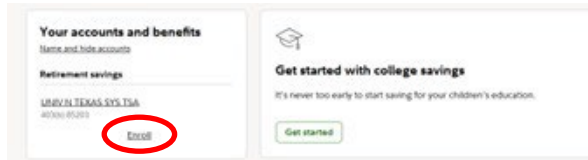
**STEP 1:** Visit [www.netbenefits.com/unts](http://www.netbenefits.com/unts) and Click **Start**

**Now.** Verify your identity and click **Continue**. Then enter your information to login on, or click **Register as a new user**.

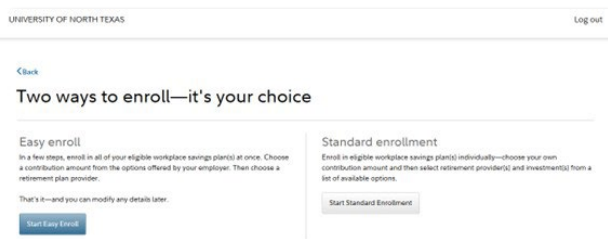
If you have not previously set up a NetBenefits username and password, you will need to register as a new user.



**STEP 2:** Select **Enroll** next to the desired plan



**STEP 3:** Choose your method of enrolling: **Easy Enroll** or **Standard Enrollment**.



**STEP 4:** Enter your contribution per pay period<sup>1</sup>.

UNIVERSITY OF NORTH TEXAS

Set Contributions | Select Retirement Providers | Choose Investments | Complete Enrollment

**Enter your contribution per pay period**

Consider saving at least 15% of your income each year for retirement. This includes all retirement savings across different accounts plus any employer contributions.

Contribution Amount	Desired Contribution per Pay Period
Type	
EMPLOYEE PRE TAX	
1.00% to 100.00% in increments of 0.01%	
\$1.00 to \$23,500.00 in increments of \$1.00	OR \$ 0.00

Your contribution elections will take effect in 1 - 2 pay periods.  
Remember, you can always change this amount later.

[Continue](#)

<sup>1</sup>You only select contributions for the voluntary TSA. Please skip this step for the ORP, since ORP contributions are set by the State of Texas.

## STEP 5: Select your Retirement Providers.

✓ Set Contributions | **Select Retirement Providers** | Choose Investments | Complete Enrollment

### Select Retirement Providers

Select how much of your retirement contribution you would like to allocate to each retirement provider.

Your contributions are allocated across the retirement providers as shown below. You can maintain these allocations, or change them.

Your elections will be applied to the following contributions: **SALARY REDUCTION**. [Make elections for each type of contribution separately.](#)

Provider	Desired % (In increments of 1%)
Fidelity Investments	<input type="text" value="100"/> %
Corebridge Financial	<input type="text" value="0"/> %
TIAA	<input type="text" value="0"/> %
Voya	<input type="text" value="0"/> %
<b>Total (must equal 100%)</b> <input type="text" value="100"/> %	

[Continue](#)

## STEP 6: Review your elections.

## STEP 7: Choose your investments\*.

\*Choose your investments with your selected retirement providers by logging into their websites below.

### Click



Fidelity: [netbenefits.com/unts](https://netbenefits.com/unts)

TIAA: [tiaa.org/unt](https://tiaa.org/unt)

Voya: [voyaretirementplans.com](https://voyaretirementplans.com)

Corebridge: [corebridgefinancial.com/rs](https://corebridgefinancial.com/rs)

## STEP 8: Confirm your enrollment choices to complete your enrollment.

### Call



If you have any questions about your enrollment or contribution changes call **800.343.0860** to speak with a Fidelity Representative, Monday through Friday, from 8 a.m. to midnight Eastern time.

For help selecting investments with Fidelity, TIAA, Voya, or Corebridge, please contact them at the following:

**Fidelity:** 800.343.0860

**TIAA:** 800.842.2252

**Voya:** 888.311.9487

**Corebridge:** 800.448.2542